



Art at Lyme

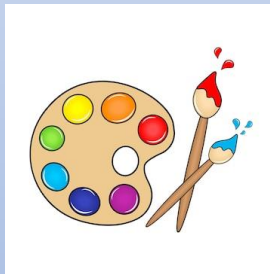


Pupil Voice:

Here are some comments the children have made about Art...

I like painting and sketching. I like to design then paint. I enjoy freestyle, just using pastels to make some picture from your own imagination. Abstract is good too. Art can be set and you do what you are shown or creative, but it's also good and fun for your imagination as well.

I think art is very mindful, when you've done really hard work I like it, art is creative. I enjoy it because you get to use different stuff like paint, paper, pastels and stuff.




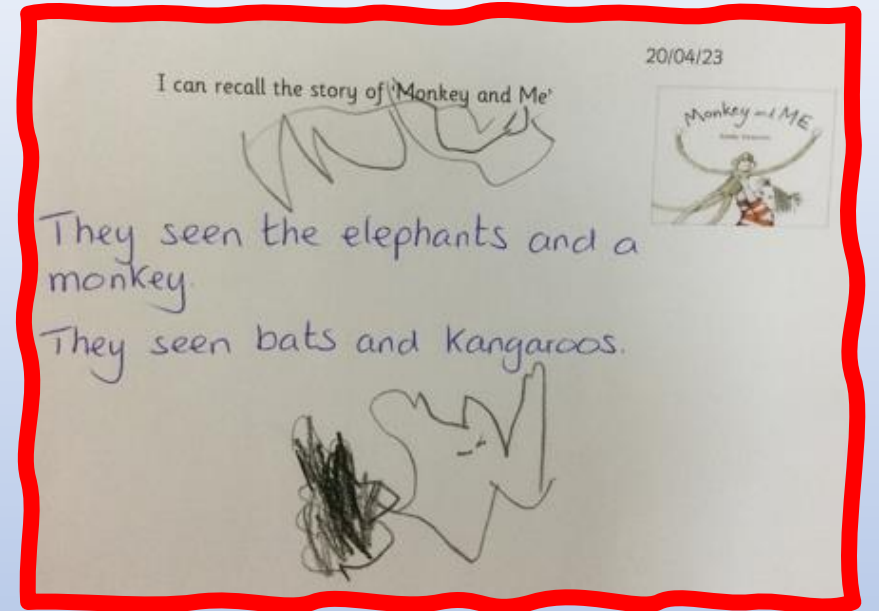
I like art because you can let your fingers do the work and if you've got something on your mind and stressed, you can just draw and forget about it really.

You get lots of work right because even if it's too big or too small, it's never wrong. It looks good and the teachers are amazed by it!

Art evidence: The following are samples of work taken from sketch books during a work scrutiny exercise.



EYFS evidence of work



Year 1 evidence of work

Autumn 2022
Craft skills: Printing
 • I can make a print using my own ideas.
 • I can use two different techniques to make my print.
 We have developed our printing skills to create a print using different materials - we chose our own design ideas.



Autumn 2022
Drawing skills: Experimenting with media
 • I can draw around a variety of shapes.
 • I know that my shapes can overlap.
 • I can experiment with a variety of different media in this piece.
 • I can say which medium I prefer and why.
 Inspired by famous abstract artists, including Kandinsky, we have drawn around and overlapped 2D shapes to create abstract compositions: filling each shape with a different colour and medium.



Design skills: Lego printing
 • I can think carefully about the item I choose to print with.
 • I know the right amount of paint to use.
 • I can use a variety of colours in my printing.
 • I can work carefully and accurately when making my patterns.

We used Lego and Duplo blocks to create prints: printing and stamping the blocks to make patterns, pictures and letters, using a variety of colours and sizes - explaining the choices we made.



Autumn 2022
Printing skills: Colour mixing
 • I know that yellow and blue mixed together makes green.
 • I know that mixing different yellows and blues make different shades of green.
 • I can mix at least five different shades of green.

We used mixed our own shades of green to create a colour palette and used zigzags, stripes, wavy lines and colour blocks to decorate an outline of our hands.



My colour palette:



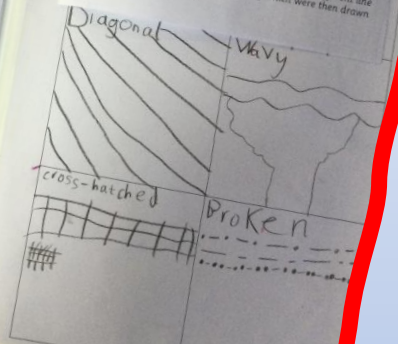
Spring Term 2023
Shape: Abstract art compositions
 • I can create an abstract piece using different colours and shapes in an interesting way.
 • I can use circles and semi-circles to make abstract compositions.

We looked at the work of Brazilian artist Beatriz Mithazes and used this as a stimulus for our own abstract art. First, we worked in pairs to position the shapes to make a composition. We experimented with different ways of doing this. When we were happy with our composition, we stuck it down on paper and used black pen to outline the shapes - this was our final piece.






Spring term 1 2023
Formal element of art: Exploring line drawing
 I Can:
 • Describe the lines in the work of an artist and in my own work.
 • Understand that there are different types of lines.
 • Experiment with different resources to create lines.
 • Hold a pencil and chalk to experiment with the lines I create and work in the style of a modern artist.


We looked at the work of the artist Bridget Riley and used her work as a stimulus to explore line art. We created different line drawings by arranging pieces of string which were then drawn using pencils and chalks.




Year 2 evidence of work





Year 3 evidence of work



Year 4 evidence of work



Year 5 evidence of work



Year 6 evidence of work

