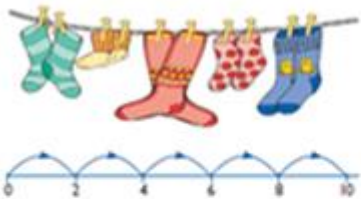
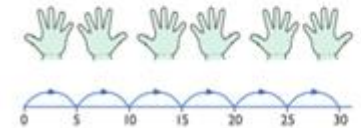
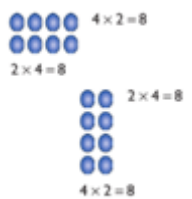
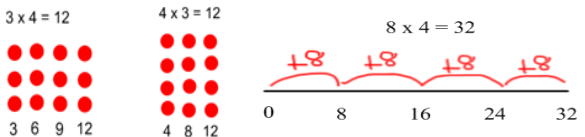
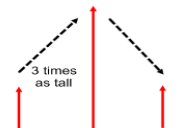
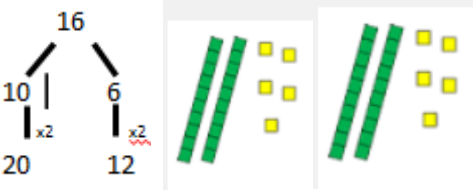





Lyme CP Progression in Multiplication

Year One	Year Two	Year 3
<p>Understand multiplication is related to doubling and combing groups of the same size (repeated addition) Washing line, and other practical resources for counting. Concrete objects. Numicon; bundles of straws, bead strings</p>  <p><math>2 + 2 + 2 + 2 + 2 = 10</math>  <math>2 \times 5 = 10</math>                  2 multiplied by 5                  5 pairs                  5 hops of 2</p>  <p><math>5 + 5 + 5 + 5 + 5 + 5 = 30</math>  <math>5 \times 6 = 30</math>                  5 multiplied by 6                  6 groups of 5                  6 hops of 5</p> <p>Problem solving with concrete objects (including money and measures)                  Use cuisenaire and bar method to develop the vocabulary relating to 'times' –                  Pick up five, 4 times                  Use arrays to understand multiplication can be done in any order (commutative)</p> 	<p>Expressing multiplication as a number sentence using x                  Using understanding of the inverse and practical resources to solve missing number problems.</p> <p><math>7 \times 2 = \square</math>      <math>\square = 2 \times 7</math>  <math>7 \times \square = 14</math>      <math>14 = \square \times 7</math>  <math>\square \times 2 = 14</math>      <math>14 = 2 \times \square</math>  <math>\square \times \bigcirc = 14</math>      <math>14 = \square \times \bigcirc</math></p> <p>Develop understanding of multiplication using array and numberlines. Include multiplications not in the 2, 5 or 10 times tables.</p>  <p>Begin to develop understanding of multiplication as scaling (3 times bigger/taller)</p>  <p>Doubling numbers up to 10 + 10                  Link with understanding scaling                  Using known doubles to work out double 2 digit numbers (double 15 = double 10 + double 5)                  Use jottings and manipulatives to develop an understanding of doubling two digit numbers</p> 	<p>Missing number problems                  Continue with a range of equations as in Year 2 but with appropriate numbers.</p> <p><b>Mental methods</b>                  Doubling 2 digit numbers using partitioning                  Demonstrating multiplication on a number line – jumping in larger groups of amounts  <math>13 \times 4 = 10 \text{ groups } 4 + 3 \text{ groups of } 4</math></p> <p><b>Written methods (progressing to 2d x 1d)</b>                  Developing written methods using understanding of visual images</p>  <p>Develop onto the grid method</p>  <p>Give children opportunities for children to explore this and deepen understanding using Dienes apparatus and place value counters</p> 

**Year Four**

Continue with a range of equations as in Year 2 but with appropriate numbers. Also include equations with missing digits

$\square 2 \times 5 = 160$

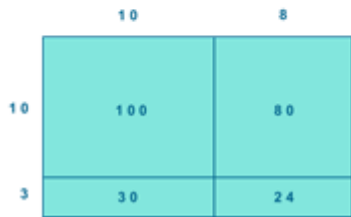

**Mental methods**

Counting in multiples of 6, 7, 9, 25 and 1000, and steps of 1/100.

Solving practical problems where children need to scale up. Relate to known number facts. (e.g. how tall would a 25cm sunflower be if it grew 6 times taller?)

**Written methods (progressing to 3d x 2d)**

Children to embed and deepen their understanding of the grid method to multiply up 2d x 2d. Ensure this is still linked back to their understanding of arrays and place value counters.



**Year Five**

Continue with a range of equations as in Year 2 but with appropriate numbers. Also include equations with missing digits

**Mental methods**

X by 10, 100, 1000 using moving digits ITP

Use practical resources and jottings to explore equivalent statements (e.g.  $4 \times 35 = 2 \times 2 \times 35$ )

Recall of prime numbers up to 19 and identify prime numbers up to 100 (with reasoning)


Solving practical problems where children need to scale up. Relate to known number facts.

Identify factor pairs for numbers

**Written methods (progressing to 4d x 2d)**

Long multiplication using place value counters

Children to explore how the grid method supports an understanding of long multiplication (for 2d x 2d)



**Year 6**

Continue with a range of equations as in Year 2 but with appropriate numbers. Also include equations with missing digits

**Mental methods**

Identifying common factors and multiples of given numbers

Solving practical problems where children need to scale up. Relate to known number facts.

**Written methods**

Continue to refine and deepen understanding of written methods including fluency for using long multiplication

X	1000	300	40	2
10	10000	3000	400	20
8	8000	2400	320	16

$$\begin{array}{r}
 \phantom{0}2 \phantom{0}3 \phantom{0}1 \\
 1342 \\
 \times 18 \\
 \hline
 13420 \\
 10736 \\
 \hline
 24156 \\
 \phantom{0}1
 \end{array}$$